




LEON COUNTY ELECTION'S OFFICE

Donna Golden, Election Administrator, REO, CERA


P.O. Box 1239, 155 N Cass Street, Centerville, Texas 75833 903/536-4469 903/536-1773-FAX


Canvass Totals for General w/Bufalo ISD Bond & Oakwood ISD Tax Ratification November 5, 2024


I, Donna Golden, Elections Administrator, do hereby certify these are the true and correct election results from the General Election held on November 5, 2024, in Leon County, Texas. (Sec. 87.1231 of the Texas Election Code)



Donna Golden Date 11/13/24


Received into the Commissioner's Court minutes of Leon County on this 13th day of November, 2024.



Joey Sullivan, Pct #1
Leon County Commissioner



Paul Bing, Pct #2
Leon County Commissioner


Kyle Workman, Pct #3
Leon County Commissioner


T.J. Foley, Pct #4
Leon County Commissioner


Byron Ryder
Leon County Judge


Christie Wakefield
Leon County Clerk



Summary Results Report
11/05/24 General Election OISD TRE Special
November 5, 2024

OFFICIAL RESULTS

Leon County, TX

Statistics

	TOTAL	Absentee	Early Voting	Election Day
Election Day Precincts Reporting	14 of 14	0	0	14
Registered Voters - Total	630			
Ballots Cast - Total	458	18	207	233
Voter Turnout - Total	72.70%			

Summary Results Report
11/05/24 General Election OISD TRE Special
November 5, 2024

OFFICIAL RESULTS

Leon County, TX

Voter-Approval Tax Rate Election Oakwood ISD

Vote For 1

	TOTAL	VOTE %	Absentee	Early Voting	Election Day
FOR	238	55.61%	5	110	123
AGAINST	190	44.39%	10	84	96

	PROPOSITION A Buffalo ISD					Voter-Approval Tax Rate Election Oakwood ISD				
	VOTE FOR 1					VOTE FOR 1				
	FOR	AGAINST	Total Votes Cast	Overvotes	Undervotes	FOR	AGAINST	Total Votes Cast	Overvotes	Undervotes
Pct #1 - Centerville		18	27	0	1					
Pct #10 - W. Buffalo	448	257	705	0	24					
Pct #11 - E. Buffalo	459	239	698	0	20					
Pct #12 - Oakwood	112	94	206	0	8	238	190	428	0	30
Pct #13 - Flo	238	280	518	0	20					
Pct #14 - Malvern	10	7	17	0	4					
Totals	1,276	895	2,171	0	77	238	190	428	0	30

LEON COUNTY, TX

2024 GENERAL ELECTION w/BISD & OISD

November 5, 2024

DONNA GOLDEN, ELECTIONS ADMINISTRATOR, REO, CERA

	1	2	3	4	5	6	7	8	9	10	11	12	13	14	TOTAL
TOTAL REG VOTERS	1932	388	676	1003	623	1197	667	1238	473	1205	1093	905	949	309	12,658
TOTAL VOTES CAST	1360	305	481	703	481	939	490	822	345	835	718	672	727	221	9,099
VOTER TURNOUT - TOTAL	70.39%	78.61%	71.15%	70.09%	77.21%	78.45%	73.46%	66.40%	72.94%	69.29%	65.69%	74.25%	76.61%	71.52%	71.88%
PRESIDENT/VICE PRESIDENT															
Donald J. Trump/JD Vance (REP)	1182	268	428	634	429	828	452	717	319	754	598	526	665	182	7,982
Kamala D. Harris/Tim Walz (DEM)	162	33	49	67	50	102	33	99	24	74	113	135	55	37	1,033
Chase Oliver/Mike ter Maat (LIB)	9	1	3	0	1	5	2	3	1	2	1	4	2	0	34
Jill Stein/Rudolph Ware (GRN)	1	0	0	0	0	1	0	1	0	0	3	4	1	0	11
Shiva Ayyadurai/Crystal Ellis (Write-In)	0	0	0	1	0	0	0	0	0	0	0	0	0	0	1
Jessie Cuellar/Wesley Lasley (Write-In)	0	0	0	0	0	0	0	0	0	0	0	0	0	0	0
Claudia De la Cruz/Karina Garcia (Write-In)	0	0	0	0	0	0	0	0	0	0	0	0	0	0	0
Cherunda Fox/Harlan McVay (Write-In)	0	0	0	0	0	0	0	0	0	0	0	0	0	0	0
Peter Sonski/Lauren Onak (Write-In)	0	0	0	0	0	0	0	0	0	2	0	1	0	0	3
Cornel West/Melina Abdullah (Write-In)	0	0	0	0	0	0	0	0	0	0	0	0	0	0	0
UNITED STATES SENATOR															
Ted Cruz (REP)	1148	259	417	610	423	810	435	691	308	726	575	502	652	178	7,734
Colin Allred (DEM)	168	38	51	74	52	105	45	100	26	87	120	150	62	37	1,115
Ted Brown (LIB)	28	3	5	12	5	16	5	17	8	16	15	16	10	3	159
Tracy Andrus (Write-In)	0	0	0	1	0	0	0	1	0	0	0	0	0	0	2
Analisa Roche (Write-In)	0	0	0	0	0	0	0	0	0	0	0	0	0	0	0
UNITED STATES REPRESENTATIVE, DISTRICT 17															
Pete Sessions (REP)	1155	263	421	619	427	826	445	703	317	755	595	535	658	181	7,900
Mark Lorenzen (DEM)	152	28	40	62	45	92	30	97	21	64	104	125	54	33	947
RAILROAD COMMISSIONER															
Christi Craddick (REP)	1116	254	410	608	408	813	423	681	308	725	579	515	641	180	7,661
Katherine Culbert (DEM)	149	24	40	62	44	86	29	85	17	60	91	120	47	34	888
Hawk Dunlap (LIB)	32	6	12	13	18	15	14	19	8	22	16	16	16	1	208
Eddie Espinoza (GRN)	8	2	2	2	1	3	4	6	1	2	10	7	2	0	50
Richard McKibbin (Write-In)	0	0	0	0	0	0	0	0	0	2	0	0	1	0	3
JUSTICE, SUPREME COURT, PLACE 2															
Jimmy Blacklock (REP)	1148	256	422	630	425	820	438	711	313	744	595	521	653	182	7,858
DeSean Jones (DEM)	146	28	40	54	46	98	30	79	19	62	100	128	56	30	916
JUSTICE, SUPREME COURT, PLACE 4															
John Devine (REP)	1130	253	421	620	422	817	436	700	311	744	592	520	654	178	7,798
Christine Vinh Weems (DEM)	159	31	41	63	49	100	34	86	22	61	103	127	54	35	965
JUSTICE, SUPREME COURT, PLACE 6															
Jane Bland (REP)	1113	251	414	616	412	814	422	686	311	729	581	514	651	172	7,686
Bonnie Lee Goldstein (DEM)	156	27	41	61	45	93	31	87	20	62	97	122	48	36	926
J. David Roberson (LIB)	21	6	7	9	12	10	10	18	3	14	17	15	11	5	158
PRESIDING JUDGE, COURT OF CRIMINAL APPEALS															
David J. Schenck (REP)	1121	252	415	619	423	818	429	699	311	736	578	518	657	178	7,754
Holly Taylor (DEM)	161	31	49	60	48	97	35	91	22	67	111	135	54	36	997
JUDGE, COURT OF CRIMINAL APPEALS, PLACE 7															
Gina Parker (REP)	1132	257	421	616	421	823	433	696	311	739	580	524	654	177	7,784
Nancy Mulder (DEM)	154	26	43	65	50	92	31	89	22	61	106	126	54	36	955
JUDGE, COURT OF CRIMINAL APPEALS, PLACE 8															
Lee Finley (REP)	1129	259	421	619	426	821	434	706	312	744	598	529	657	181	7,836
Chika Anyiam (DEM)	152	23	42	63	46	91	29	83	21	59	90	123	52	34	908
MEMBER, STATE BOARD OF EDUCATION, DISTRICT 10															
Tom Maynard (REP)	1128	253	419	613	422	815	429	699	312	741	586	528	655	180	7,780
Raquel Saenz Ortiz (DEM)	161	29	45	62	47	99	33	89	20	64	107	125	49	29	959
STATE REPRESENTATIVE, DISTRICT 13															
Angelia Orr (REP)	1129	253	415	618	420	822	425	702	310	741	592	518	655	173	7,773
Albert Hunter (DEM)	148	32	43	61	46	87	34	83	23	58	95	129	51	37	927
CHIEF JUSTICE, 10TH COURT OF APPEALS DISTRICT															
Matt Johnson (REP)	1178	264	432	629	434	834	422	726	313	760	617	556	663	187	8,015
DISTRICT ATTORNEY, 369TH JUDICIAL DISTRICT															
James Caleb Henson (REP)	1161	257	425	623	434	814	413	716	310	747	617	561	659	183	7,920

LEON COUNTY, TX
2024 GENERAL ELECTION w/BISD & OISD
November 5, 2024

COUNTY ATTORNEY															
Keith Cook (REP)	1195	260	431	630	434	832	422	732	314	749	616	565	669	183	8,032
SHERIFF															
Kevin Ellis (REP)	1216	273	436	624	445	813	422	738	313	761	621	577	675	189	8,103
COUNTY TAX ASSESSOR-COLLECTOR															
Victoria Willis (REP)	1182	264	427	617	426	807	401	709	308	743	613	565	657	187	7,906
COUNTY COMMISSIONER, PRECINCT #1															
Joey Sullivan (REP)	1156	263	429											181	2,029
COUNTY COMMISSIONER, PRECINCT #3															
Kyle Workman (REP)								710	302	730					1,742
CONSTABLE, PRECINCT #1															
Glenn Hightower (REP)								700	310	738	595	557	656		3,556
CONSTABLE, PRECINCT #2															
John L. Franks (REP)	1209	276	433											185	2,103
CONSTABLE, PRECINCT #4															
David Welch (REP)				608	427	803	368								2,206
PROPOSITION A BUFFALO ISD															
FOR	9									448	459	112	238	10	1,276
AGAINST	18									257	239	94	280	7	895
VOTER-APPROVAL TAX RATE ELECTION OAKWOOD ISD															
FOR												238			238
AGAINST												190			190

Election Results as Canvassed by Leon County Commissioners Court on November 13, 2024.

Election Reconciliation - Official Totals

County Tarrant County, Tx

Election Name General of Oakwood ISD TRE

Registered Voters 630

Election Date 11/5/24


1. Registered voters	
A. Early voting in person voters	207
B. Election day in person voters	233
C. Mail ballot voters	18
D. Provisional ballots submitted	0
E. Total voters (A+B+C+D)	458

2. Rejected ballots	
F. Mail ballots rejected	0
G. Provisional ballots rejected	0
H. Total ballots rejected (F+G)	0

3. Counted ballots <small>(from tabulation software)</small>	
I. Early voting ballots counted	207
J. Election day ballots counted	233
K. Mail ballots counted	18
L. Provisional ballots counted	0
M. Total ballots counted (I+J+K+L)	458

N. Difference between voters and ballots (E-H-M)	0	O. Difference as percentage of voters (N+(E-H)*100)	0 %
P. Explanation for difference, if any			

Q. "I certify that the information contained in this document accurately reflects the official reconciliation of votes and voters from the above stated election"

 Presiding judge signature	<u>Donna Golden</u> Print name	<u>11/12/24</u> Date
--	-----------------------------------	-------------------------

6. Mail ballots	
R. Mail ballots sent	—
S. Mail ballots not returned by voter	—
T. Mail ballots surrendered	—

7. Provisional ballots	
U. Provisional ballots deemed incomplete	0

LEON COUNTY, TX
11/05/24 GENERAL ELECTION RESULTS

EARLY VOTING:	TOTALS
PCT'S #1-14	5964
LIMITED BALLOTS	<u>55</u>
	6019
BALLOTS BY MAIL	258
FPCA BALLOTS BY MAIL	<u>23</u>
	281
TOTAL EARLY VOTING:	6300
ELECTION DAY:	
PCT #1	163
PCT #2	82
PCT #3	124
PCT #4	404
PCT #5	176
PCT #6	522
PCT #7	178
PCT #8	305
PCT #9	110
PCT #10	168
PCT #11	98
PCT #12	276
PCT #13	143
PCT #14	<u>50</u>
TOTAL ELECTION DAY:	2799
TOTAL EARLY VOTING & ELECTION DAY:	9099